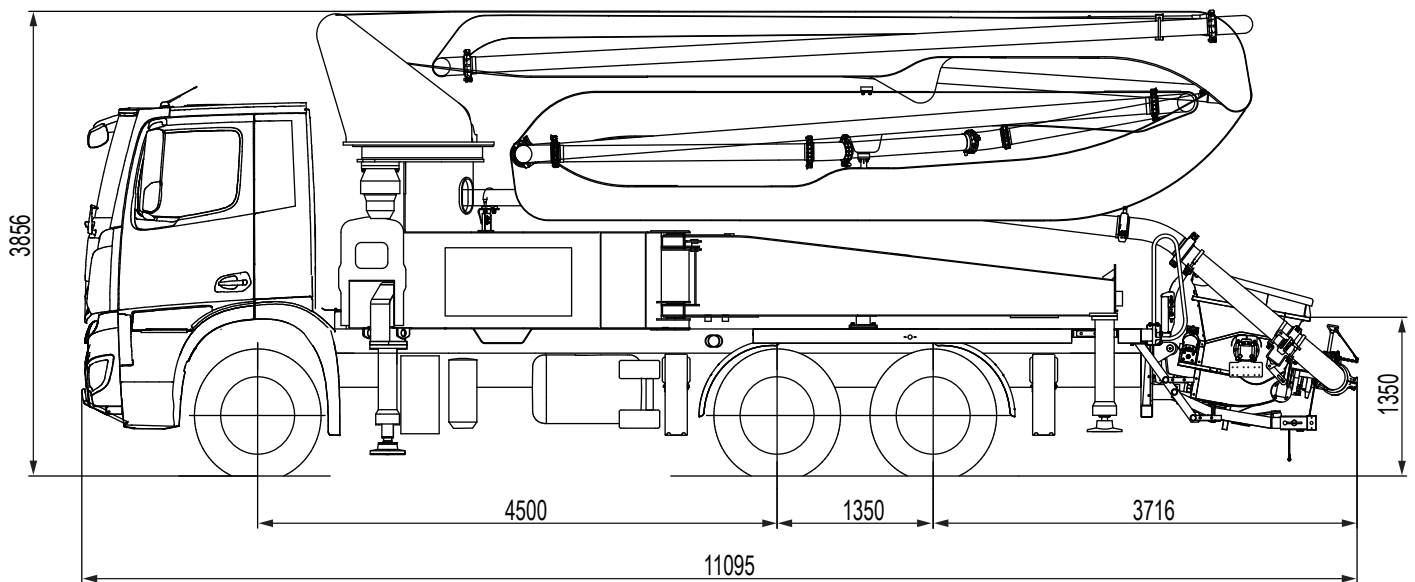


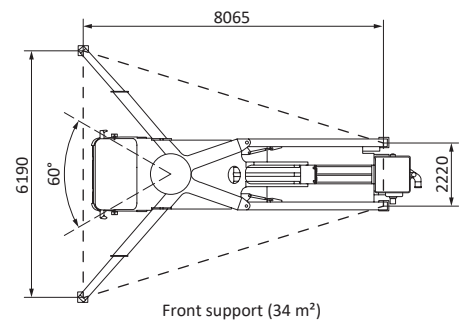
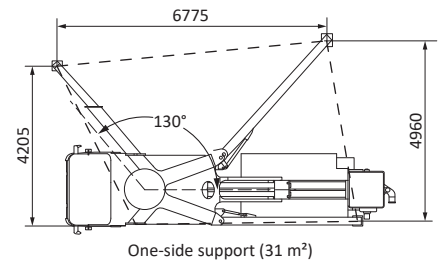
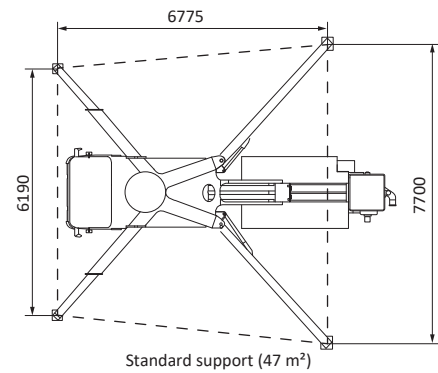
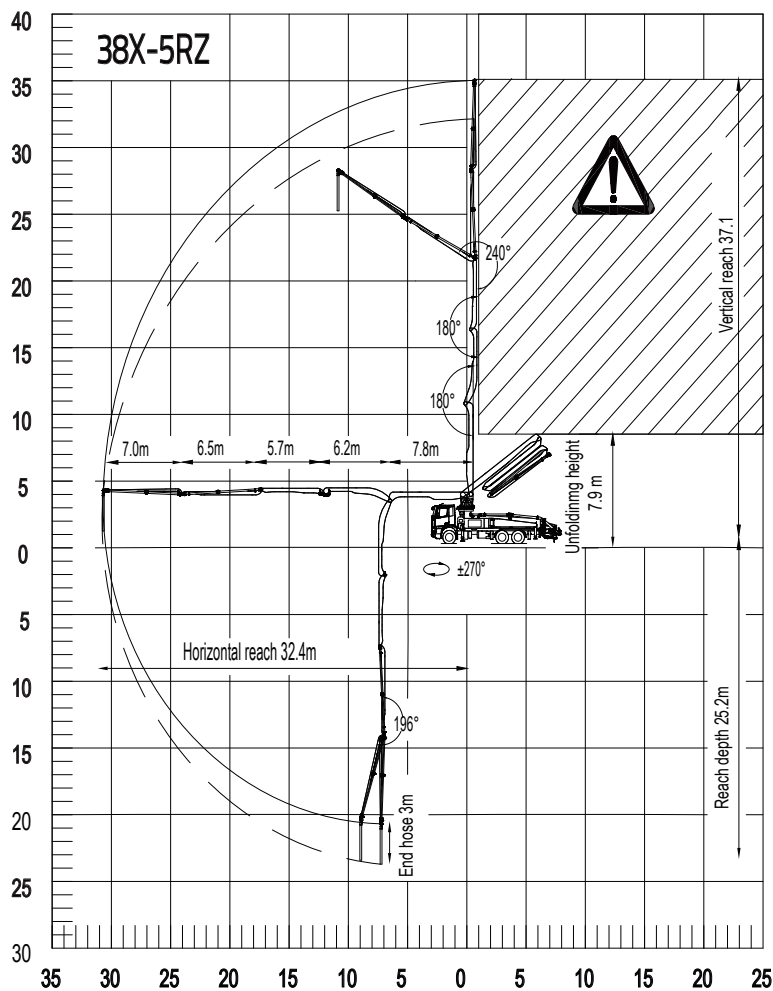
TRUCK MOUNTED CONCRETE PUMP 38X-5RZ



Note: Dimensions varying according to truck assembly (mm).
For illustration only

PARAMETER

BOOM		
Vertical reach	m	37.1
Horizontal reach	m	32.4
Reach depth	m	25.2
Min. height of unfolding boom	m	7.9
PUMP		
Max. theoretical output	m ³ /h	170
Max. theoretical concrete output pressure	bar	88
Concrete cylinder dia × stroke	mm	Φ260×2100
Hydraulic circuit		Open
CHASSIS		
Chassis brand		Mercedes-Benz
Engine power	kW	290
Emission standard		Euro 6



TECHNICAL SPECIFICATION

Safe

Standard support / OSS

360° surround camera system

Reversing camera

Air shut-off valve

Mushroom button for horn

Remote engine off

Boom end warning light, LED

Boom end light, LED

Hopper light, LED

Side lights, LED

Reliable

Self-adaptive system for different concrete conditions

Pumping emergency changeover

Twin-wall pipes

Durable wear parts

User-Friendly

Outrigger fuel tank

Plastic water tank 700L

High flow water pump 70L/min

High pressure water pump 20MPa

Hose reel for low pressure water pump

Aluminium hopper cover

Bar-type grill

Vibrator

Cleaning ball stopper

Self-locking end hose clamp

Quick release pipe clamp

Intelligent

Fault diagnosis

OGS (Outriggers guidance system)

Energy saving control

Zoomlion Heavy Industry Science & Technology Co.,Ltd.

Add: No.677, Lugu Road, Zoomlion Industrial Park, Changsha, Hunan, China, 410205

Copyright©2023 Zoomlion. All rights reserved. Reproduction and copying of any part of contents is not allowed for any purposes without Zoomlion's approval.

en.zoomlion.com

