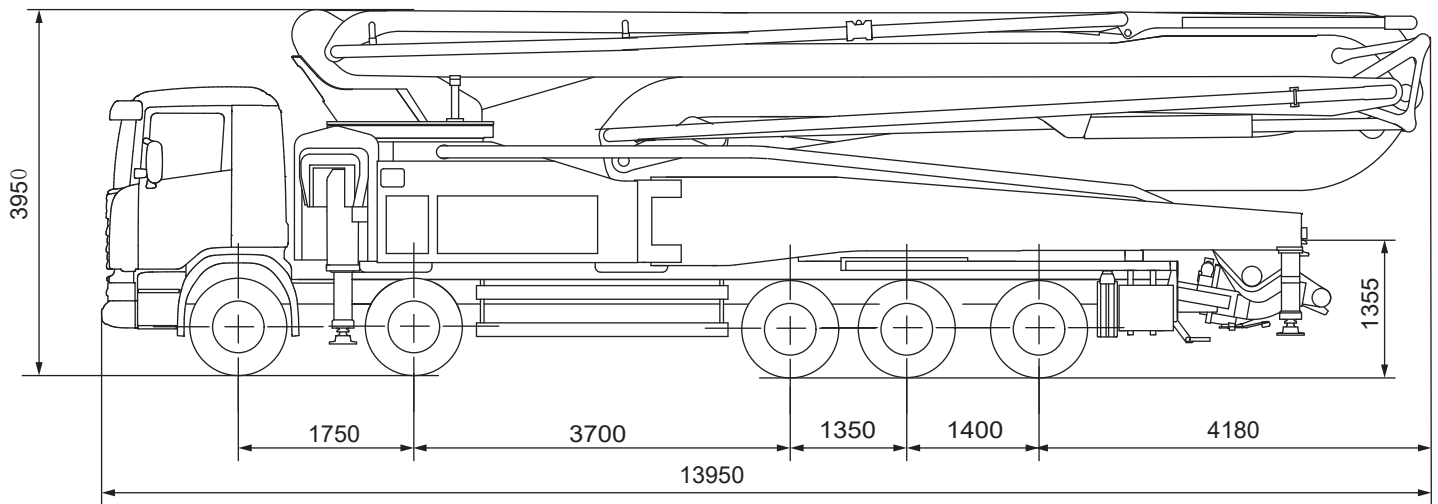


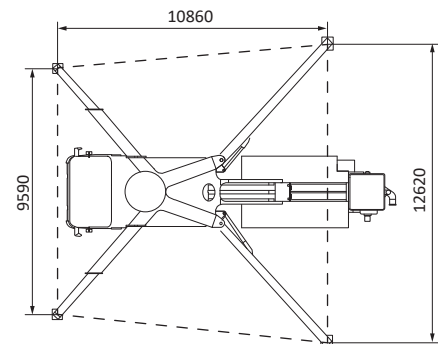
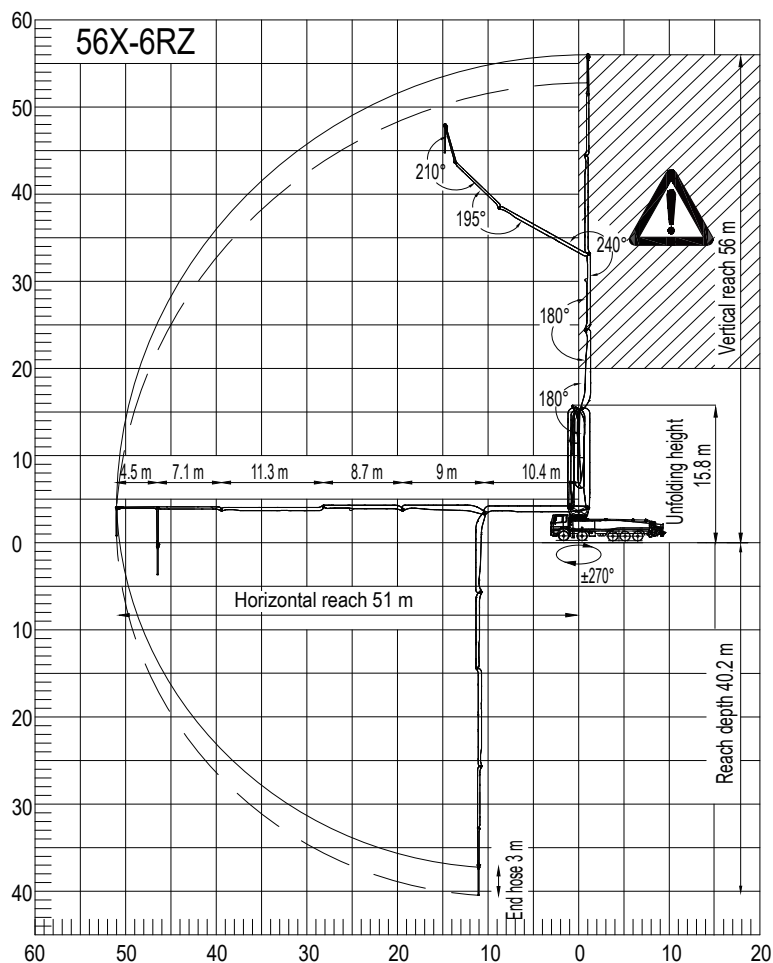
TRUCK MOUNTED CONCRETE PUMP 56X-6RZ



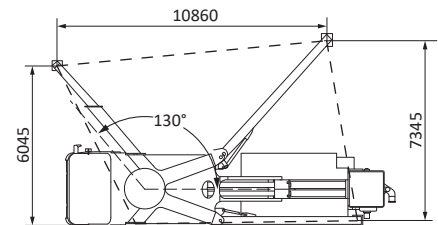
Note: Dimensions varying according to truck assembly (mm).
For illustration only

PARAMETER

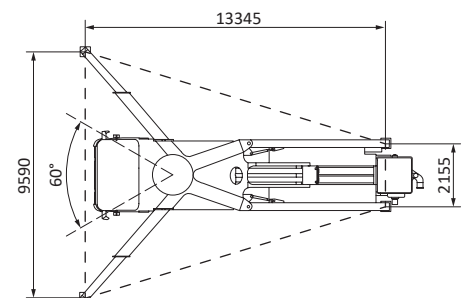
BOOM		
Vertical reach	m	56
Horizontal reach	m	51
Reach depth	m	40.2
Min. height of unfolding boom	m	15.8
PUMP		
Max. theoretical output	m ³ /h	180
Max. theoretical concrete output pressure	bar	113
Concrete cylinder dia × stroke	mm	Φ260×2100
Hydraulic circuit		Close
CHASSIS		
Chassis brand		Mercedes-Benz
Engine power	kW	340
Emission standard		Euro 6



Standard support : 120.6m²



One-side support : 72.4 m²



Front support : 78.3m²

TECHNICAL SPECIFICATION

Safe

Standard support / OSS

360° surround camera system

Reversing camera

Air shut-off valve

Mushroom button for horn

Remote engine off

Boom end warning light, LED

Boom end light, LED

Hopper light, LED

Side lights, LED

Reliable

Vertical vibration control

Self-adaptive system for different concrete conditions

Pumping emergency changeover

Twin-wall pipes

Durable wear parts

User-Friendly

Outrigger fuel tank

Plastic water tank 700L

High flow water pump 70L/min

High pressure water pump 20MPa

Hose reel for low pressure water pump

Aluminium hopper cover

Bar-type grill

Vibrator

Cleaning ball stopper

Self-locking end hose clamp

Quick release pipe clamp

Intelligent

Fault diagnosis

OGS (Outriggers guidance system)

Energy saving control

