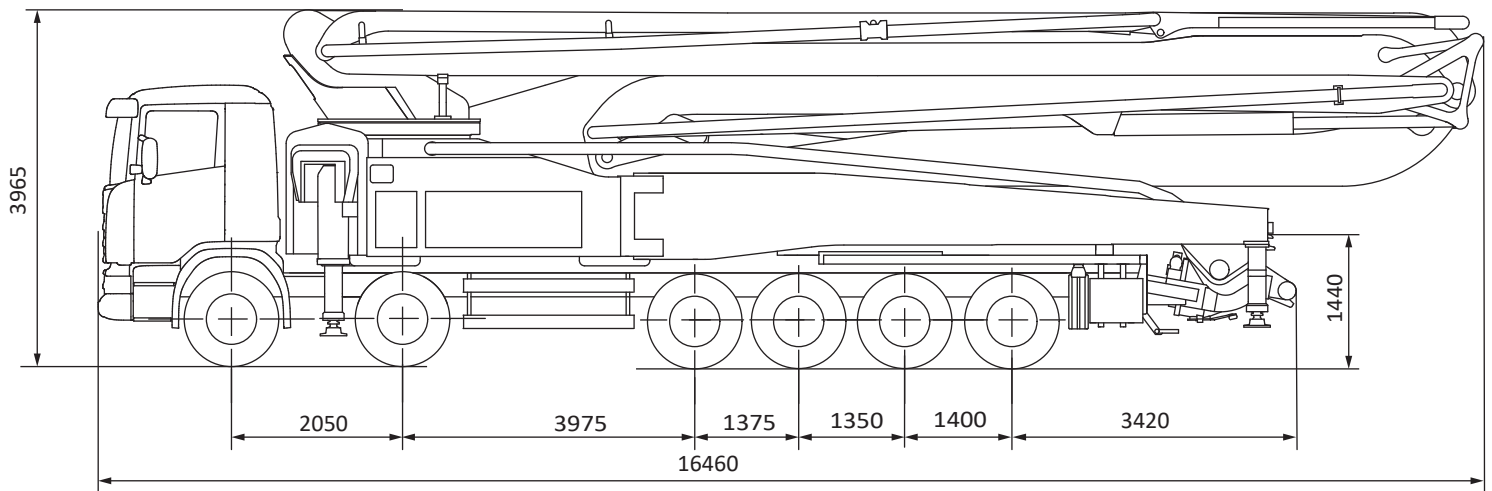


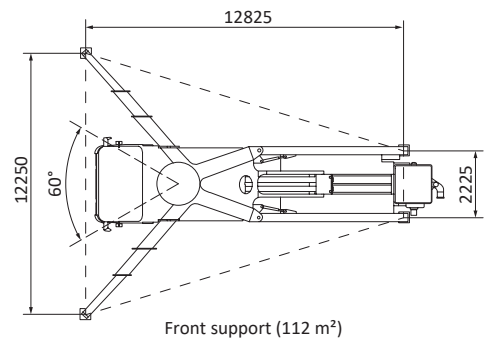
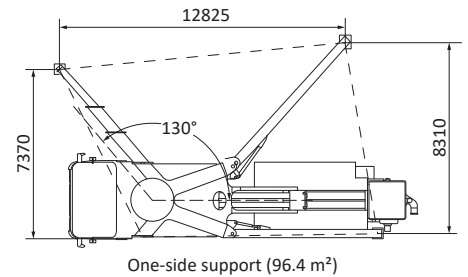
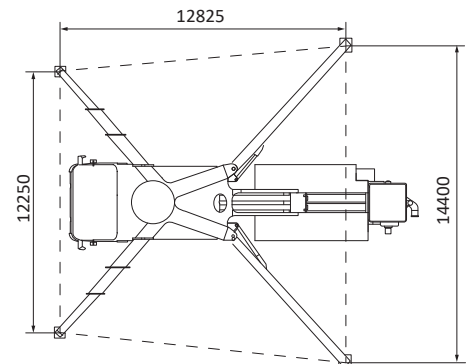
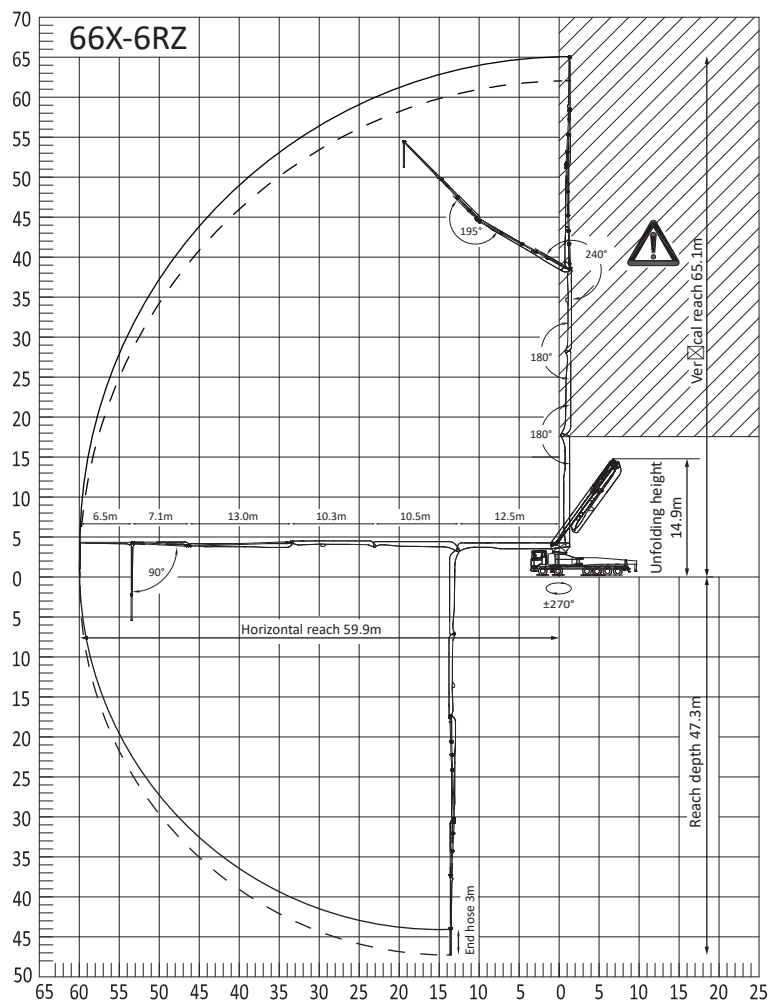
TRUCK MOUNTED CONCRETE PUMP 66X-6RZ



Note: Dimensions varying according to truck assembly (mm).
For illustration only

PARAMETER

BOOM		
Vertical reach	m	65.1
Horizontal reach	m	59.9
Reach depth	m	47.3
Min. height of unfolding boom	m	14.9
PUMP		
Max. theoretical output	m ³ /h	180
Max. theoretical concrete output pressure	bar	113
Concrete cylinder dia × stroke	mm	Φ260×2100
Hydraulic circuit		Close



TECHNICAL SPECIFICATION

Safe

Standard support / OSS

360° surround camera system

Reversing camera

Air shut-off valve

mushroom button for horn

Remote engine off

Boom end warning light, LED

Boom end light, LED

Hopper light, LED

Side lights, LED

Reliable

Self-adaptive system for different concrete conditions

Pumping emergency changeover

Twin-wall pipes

Durable wear parts

User-Friendly

Outrigger fuel tank

Plastic water tank 500L

High flow water pump 70L/min

High pressure water pump 20MPa

Hose reel for low pressure water pump

Aluminium hopper cover

Bar-type grill

Vibrator

Cleaning ball stopper

Self-locking end hose clamp

Quick release pipe clamp

Intelligent

APP

Fault diagnosis

OGS (Outriggers guidance system)

Energy saving control

